

# Agricultural Trapping



**Dan Miles**

**James Whaley**

**Emmitt Forbush**













# Trail Cameras





24"

12"



24"

12"





**Laser**



**Attachment Strap**



**USB Cable**



**SD Card**



**Raccoon**



**Coyote**



**Deer**



**Fox**







**Live Trap**



**Body Grip Trap**



**Normal**

**Foot Traps**

**Dog Proof**





# Traps in a Loop





Trappers are legally required to check restraining-type traps and non-lethal cable restraints at least once every 24 hours in Zones 2 and 3 (MI Lower Peninsula) and at least once within each 48-hour period in Zone 1 (MI Upper Peninsula).



Trap ID Tags





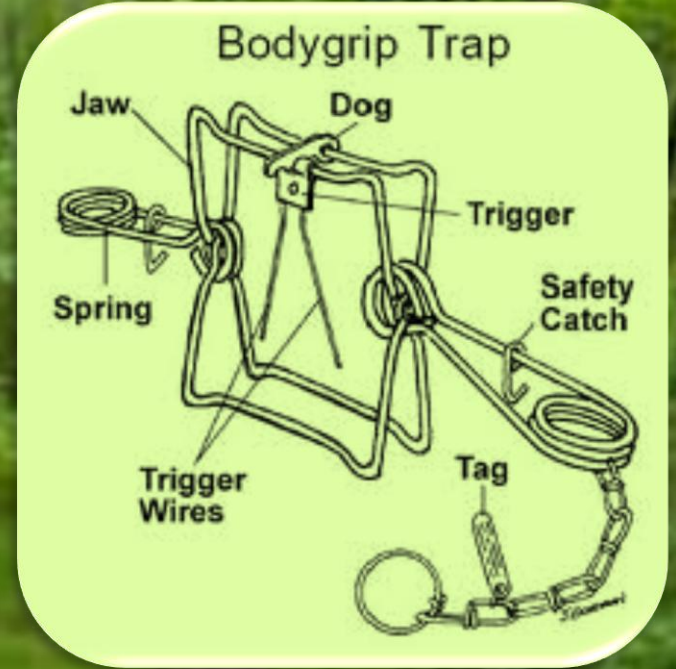
# Body Grip- Conibear



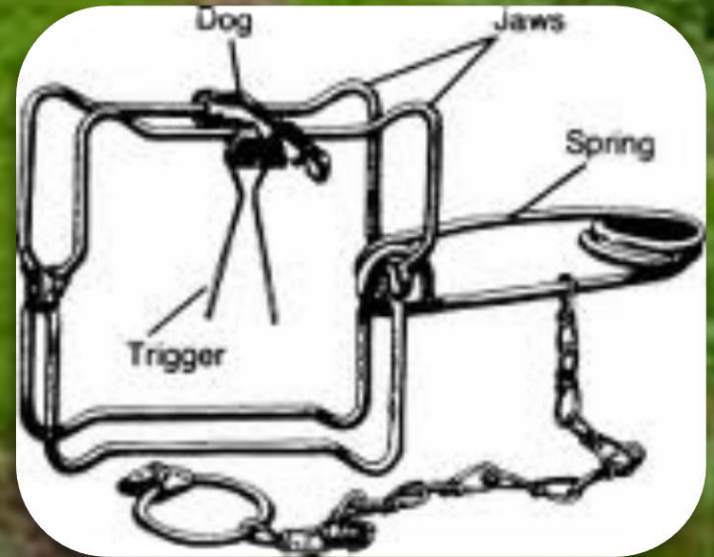
110

220

330

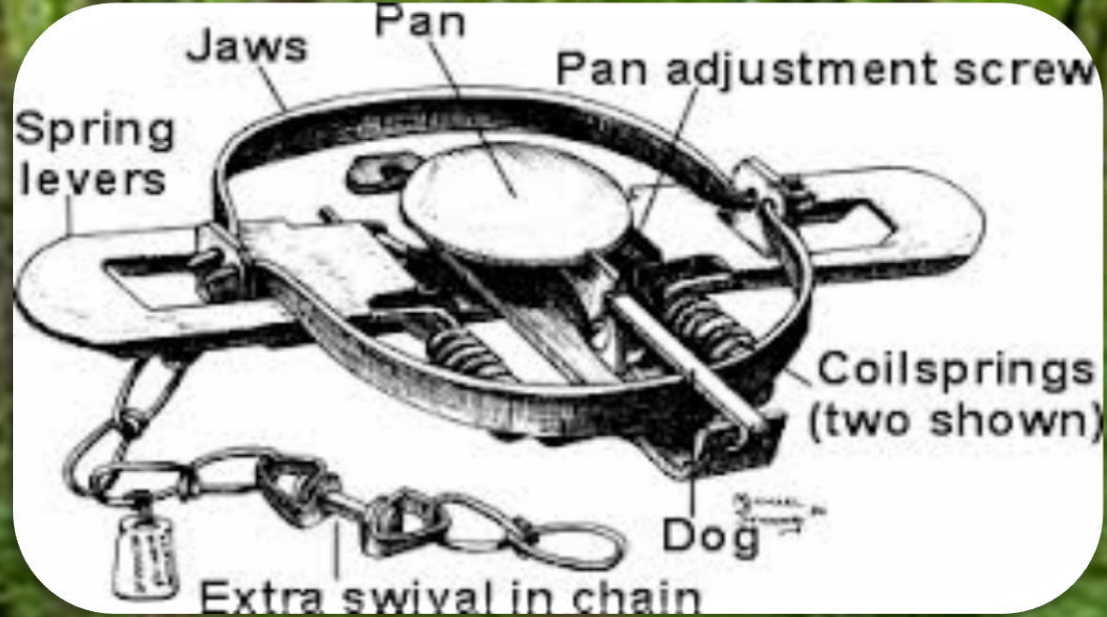



Homemade Stakes





# Foot Traps- Normal



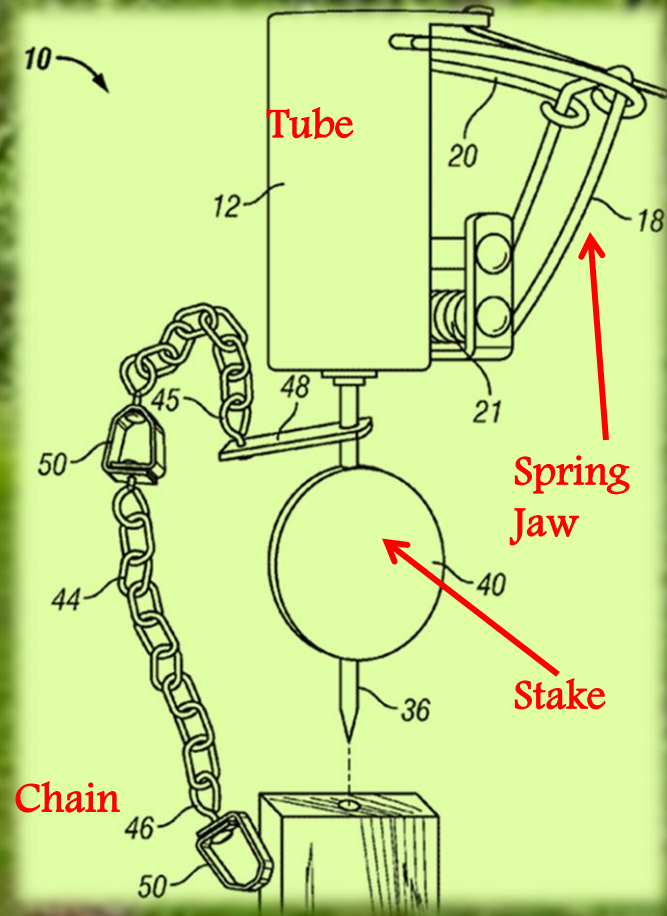
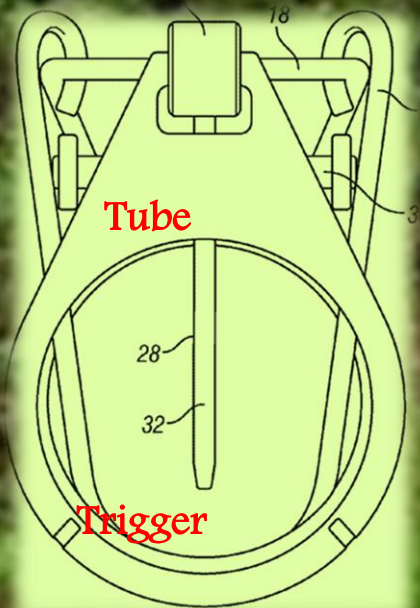
## Different Sizes



## Set in Hole

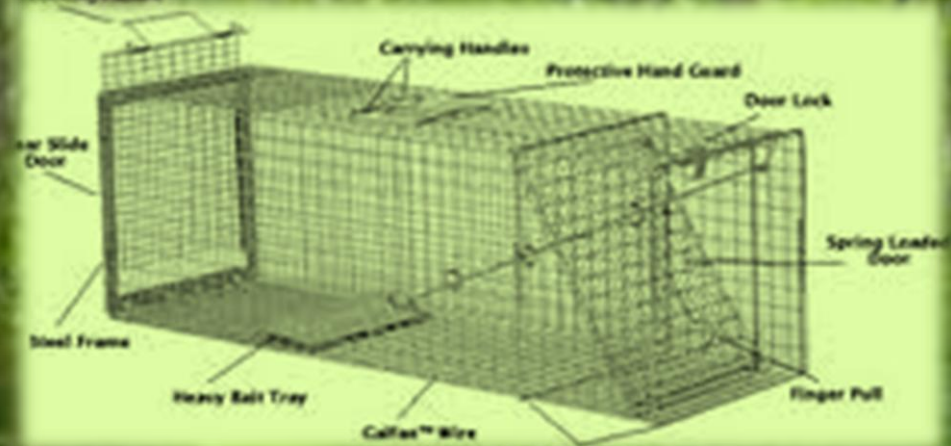



# Foot Traps- Dog Proof





# Live Trap



# Camouflaged Live Trap





# Checking the Live Trap



**Safety Gloves**



**Identify the Animal**



**Don't put your fingers in the cage!**



# Humane Dispatchment



**.22 Caliber Rifle**



**Aim at Head**



**Fire Only Once**



# Opening the Body Grip



**Pinch Spring**



**Remove Animal**



# Opening the Foot Trap



Push down spring levers



Lift out animal



# Opening the Dog Proof Foot Trap

Pinch Spring Jaw



Pull out Coon Foot





# Body Disposal



**Skinned Beaver**



**Skinned Coyote**



**Hole in Pasture**



# Today's Demonstration

- Trappers license
- Set up and use a Trail Camera
- Set body grips, foot traps, and live traps
- Humanely dispatch an animal
- Release animals from traps
- What to do with the animals you trap



# Sources

- Michigan DNR Website-  
[www.michigan.gov/dnr](http://www.michigan.gov/dnr)
- A DNR magazine outlining Michigan laws
- Have a Heart Live Traps website-  
[www.haveaheart.com](http://www.haveaheart.com)

# Thank You



## Byron FFA

Dan Miles

James Whaley

Emmitt Forbush